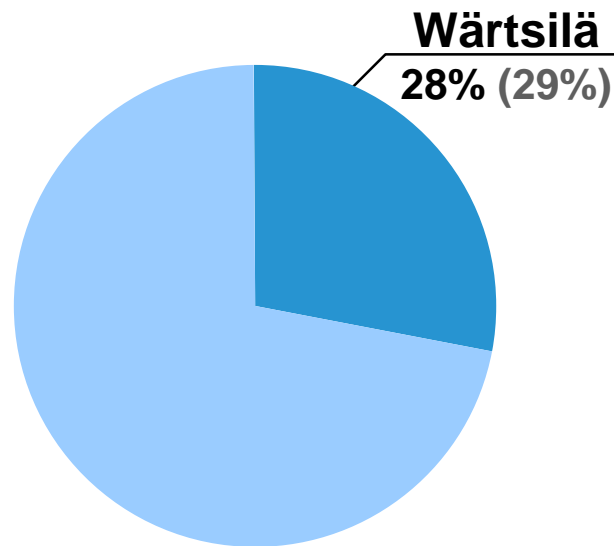


Wärtsilä Corporation market share

Marine Propulsion & Auxiliary Engines
Engine Orders June 1999 - May 2000

Engine Power



Total Market: 23,743 MW
(17,156 MW, +38%)

Source: Diesel & Gas Turbine Worldwide - Issue 11-'00, Wärtsilä
Notes: Diesel engines and gas turbines > 0.5 MW

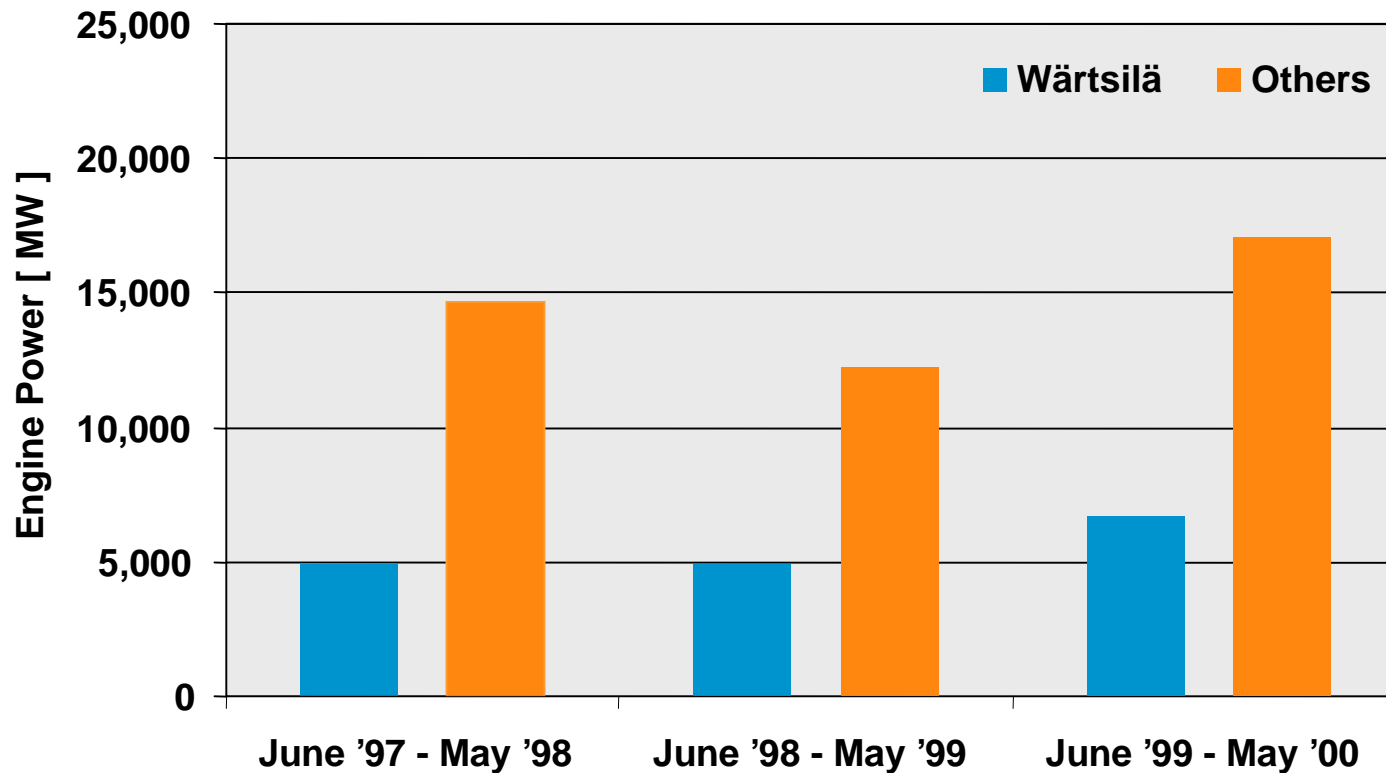
Marine

Business Intelligence WCH-4021 11-00 Wärtsilä Corporation Market Share 1



Wärtsilä Corporation market share

Marine Propulsion & Auxiliary Engines Engine Orders June 1997 - May 2000



Source: Diesel & Gas Turbine Worldwide - Issue 11-'98 to 11-'00, Wärtsilä

Note: Diesel engines and gas turbines > 0.5 MW

Marine

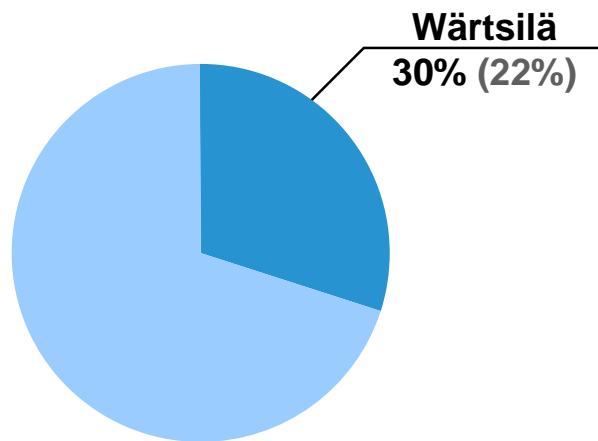
Business Intelligence WCH-4021 11-00 Wärtsilä Corporation Market Share 2



Wärtsilä Corporation market share

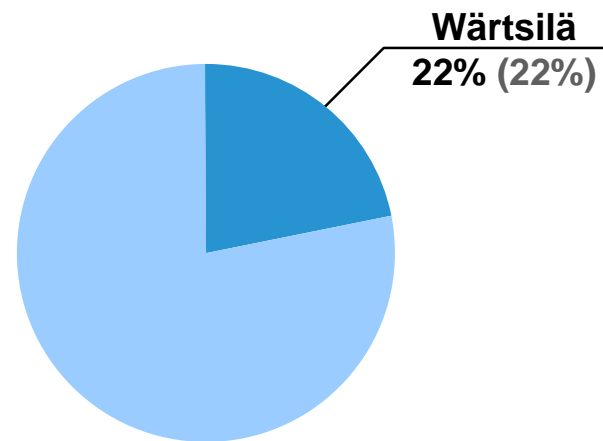
Marine Propulsion & Auxiliary Engines Engine Orders June 1999 - May 2000

Low-Speed Engines < 300 rpm



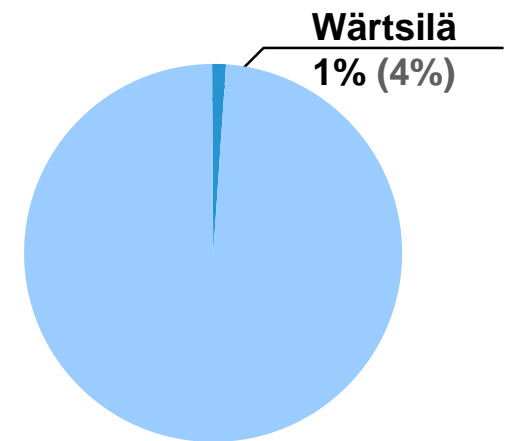
Total Market: 464 engines
(575 engines, -19%)

Medium-Speed Engines 300 to 1,000 rpm



Total Market: 3,098 engines
(2,321 engines, +33%)

High-Speed Engines > 1,000 rpm



Total Market: 3,884 engines
(3,240 engines, +20%)

Source: Diesel & Gas Turbine Worldwide - Issue 11-'00, Wärtsilä
Notes: Diesel engines and gas turbines > 0.5 MW
Market shares based on number of engines

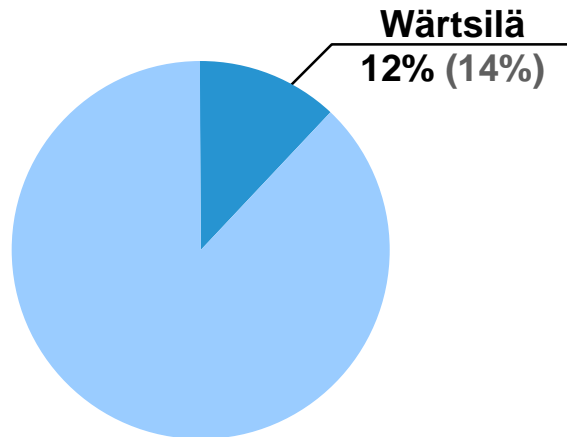
Marine



Wärtsilä Corporation market share

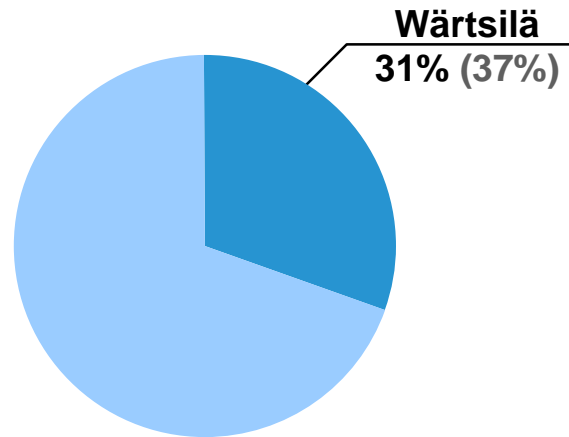
Marine Propulsion & Auxiliary Engines
Engine Orders June 1999 - May 2000

Engines 0.5 - 5.0 MW



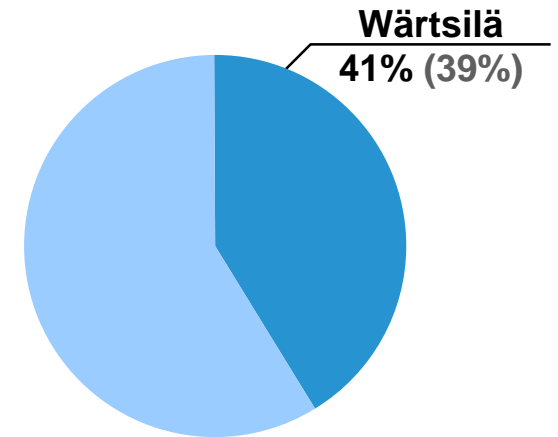
Total Market: 7,828 MW
(6,577 MW, +19%)

Engines 5.0 - 15 MW



Total Market: 7,844 MW
(4,839 MW, +62%)

Engines > 15 MW



Total Market: 8,071 MW
(5,743 MW, +41%)

Source: Diesel & Gas Turbine Worldwide - Issue 11-'00, Wärtsilä
Note: Diesel engines and gas turbines > 0.5 MW
Market shares based on engine power

Marine

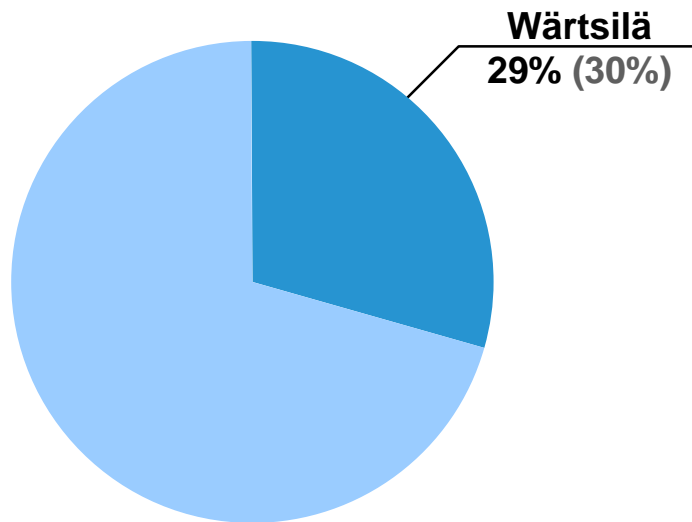
Business Intelligence WCH-4021 11-00 Wärtsilä Corporation Market Share 4



Wärtsilä Corporation market share

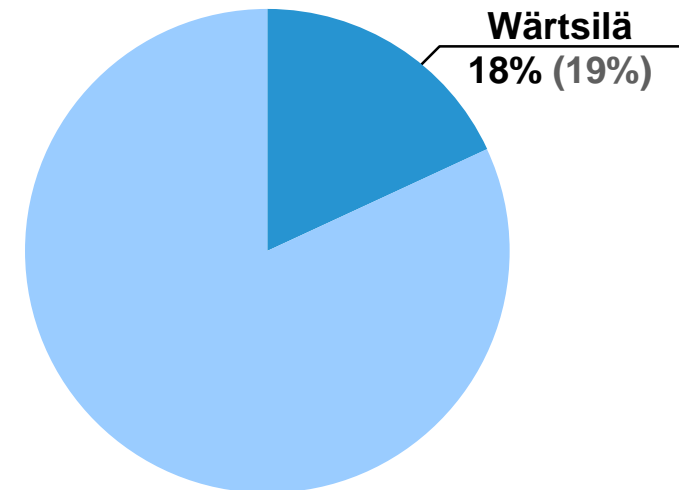
Marine Propulsion & Auxiliary Engines Engine Orders June '99 - May '00

Propulsion Engines



Total Market: 21,175 MW
(15,051 MW, +41%)

Auxiliary Engines



Total Market: 2,568 MW
(2,108 MW, +22%)

Source: Diesel & Gas Turbine Worldwide - Issue 11-'00, Wärtsilä

Notes: Diesel engines and gas turbines > 0.5 MW

'Propulsion engines' includes mechanical and diesel electric propulsion arrangements

Market shares based on engine power

Marine

Business Intelligence WCH-4021 11-00 Wärtsilä Corporation Market Share 5

