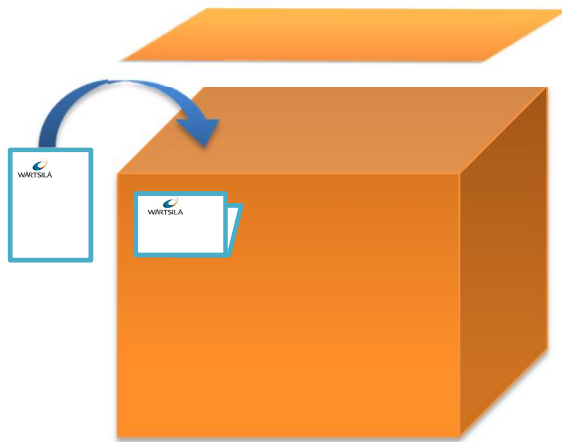


# RFID LABELLING INSTRUCTION FOR WÄRTSILÄ MARINE SOLUTIONS ENGINES PROJECTS

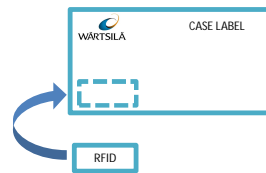
## STEP 1: Packing List

Two copies:  
One copy inside the box,  
One copy in plastic pocket outside the box.



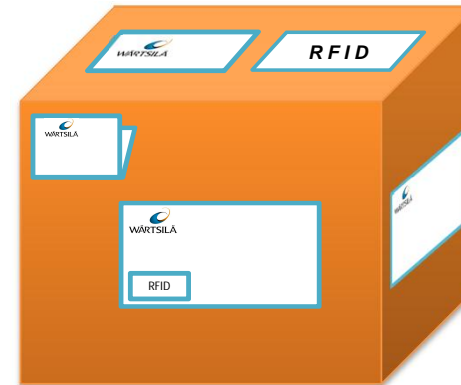
## STEP 2: RFID tag

Use only one RFID tag per box  
The tag sticker is placed on  
case label's bottom left corner.



## STEP 3: Case label

Three *laminated* copies:  
The one with RFID tag is placed on the main side of the box,  
One on top and one on adjacent side of the box.  
Upon request from purchaser, one RFID info sign on top of the case.



## NOTE:

Please do not insert manuals / certificates inside boxes. These shall be sent separately to: [marine.documentation@wartsila.com](mailto:marine.documentation@wartsila.com) or  
Wäartsilä Finland Oy  
Marine Solutions / Customer Documentation  
P.O. Box 252  
FI-65101 VAASA